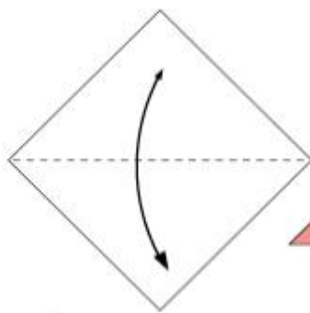
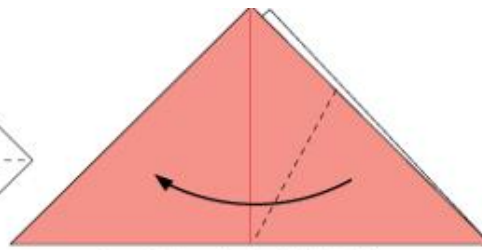


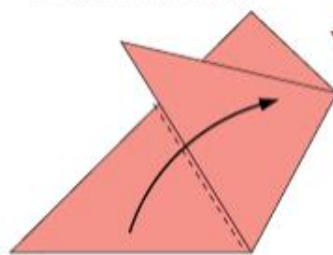
Faltanleitung Tulpe



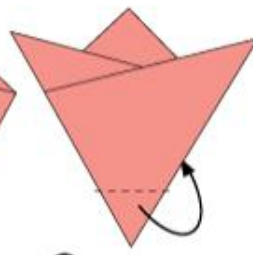
1 In der Hälfte falten



2 Das Papier in der Hälfte falten, Faltlinie markieren und wieder zurückfalten



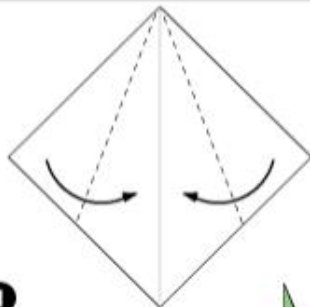
3 Entlang der gestrichelten Linie falten



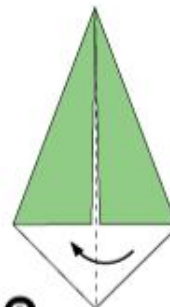
4 Entlang der gestrichelten Linie nach hinten falten



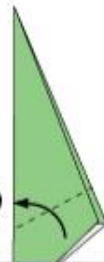
5 Fertig



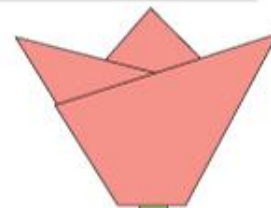
1 Entlang der gestrichelten Linie falten



2 In der Mitte falten



3 Entlang der gestrichelten Linie falten



4 Fertig